



The Practice of Connective Design
Dublin, Ohio



COOPER CARRY


Generational housing bubble

0.0 5.0 10.0 15.0 20.0 25.0 30.0

1960-70



1970-80




1980-90



1990-00



2000-10



2010-20



2020-30



 Ages 25-64  Ages 65 and older

Age group accounting for largest amount of growth

55-64 = 3.1 million

25-34 = 12.1 million

35-44 = 12.0 million

45-54 = 12.8 million

55-64 = 11.8 million

65-74 = 10.5 million

75-84 = 8.3 million


















COOPER CARRY

The Bridge Street Corridor



Dublin, OH

Illustrative vision concept plan

| | |
|--|--|
|  TOWNHOUSE |  LIGHT RAIL |
|  MULTIFAMILY/LOFT |  BIKE/MULTI-USE TRAIL |
|  LOFT/OFFICE |  ROOF GARDEN |
|  OFFICE |  STRUCTURED PARKING |
|  RETAIL | |
|  CIVIC | |
|  EXISTING | |





COOPER CARRY

The OCLC Property



COOPER CARRY

The Proposed Plan





COOPER CARRY

The Place





COOPER CARRY

The Place







COOPER CARRY

The Bridge Street Corridor



COOPER CARRY

The Bridge Street Corridor

